


# GT CUP / LMP3 SPA EURO RACE RACE 2

## Sector Analysis

Personal Best Session Best B Crossing the finish line in pit lane

Lap	D	Time	Sector 1	Sector 2	Sector 3	T. Spd	Elapsed	Lap	D	Time	Sector 1	Sector 2	Sector 3	T. Spd	Elapsed
<b>2</b>		<b>Team Webb</b>					BMW M3 E46 GTR								
		1. Tom Webb					GTB								
1	1	2:39.219	48.077	1:11.451	39.691	237.9	2:39.219	20	1	2:45.194	45.798	1:16.948	42.448	225.9	55:13.290
2	1	2:35.654	44.330	1:11.025	40.299	237.9	5:14.873	21	1	2:46.035	46.453	1:17.528	42.054	216.0	57:59.325
3	1	2:36.124	45.052	1:11.266	39.806	237.9	7:50.997	22	1	2:46.537	45.939	1:16.946	43.652	227.4	1:00:45.862
4	1	2:35.737	44.524	1:10.805	40.408	240.0	10:26.734	23	1	2:42.934	45.516	1:15.550	41.868	217.3	1:03:28.796
5	1	2:35.208	43.977	1:11.551	39.680	240.5	13:01.942								
6	1	2:35.702	44.825	1:11.261	39.616	240.0	15:37.644								
7	1	2:34.653	44.293	1:10.788	39.572	240.5	18:12.297								
8	1	2:36.771	44.035	1:11.560	41.176	241.6	20:49.068								
9	1	2:41.212	44.495	1:14.522	42.195	238.4	23:30.280								
10	1	2:38.134	45.970	1:11.844	40.320	237.9	26:08.414								
11	1	2:44.015 B	44.769	1:11.477	47.769	239.5	28:52.429								
12	1	4:27.917	2:36.723	1:11.732	39.462	231.3	33:20.346								
13	1	2:35.579	44.694	1:10.976	39.909	237.4	35:55.925								
14	1	2:35.738	44.406	1:11.040	40.292	236.3	38:31.663								
15	1	2:34.509	44.374	1:10.565	39.570	236.8	41:06.172								
16	1	2:33.706	43.863	1:10.657	39.186	237.9	43:39.878								
17	1	2:33.752	44.491	1:10.134	39.127	239.5	46:13.630								
18	1	2:37.429	45.523	1:11.720	40.186	213.4	48:51.059								
19	1	2:33.672	43.716	1:10.434	39.522	238.4	51:24.731								
20	1	2:37.077	44.565	1:11.766	40.746	238.4	54:01.808								
21	1	2:39.050	46.144	1:11.927	40.979	210.9	56:40.858								
22	1	2:39.581	45.380	1:13.634	40.567	225.5	59:20.439								
23	1	2:39.003	44.143	1:13.292	41.568	239.5	1:01:59.442								
<b>5</b>		<b>CTR Developments Ltd</b>					Porsche 935								
		1. Richard Chamberlain					GTO								
1	1	2:29.469	42.583	1:08.911	37.975	224.5	2:29.469								
2	1	2:29.666	42.530	1:09.263	37.873	250.0	4:59.135								
3	1	2:29.931	43.336	1:08.919	37.676	252.9	7:29.066								
4	1	2:32.348	43.729	1:09.529	39.090	247.1	10:01.414								
5	1	2:44.297 B	42.198	1:10.144	51.955	251.7	12:45.711								
6	1	4:53.990 B	2:31.300	1:22.736	59.954	221.8	17:39.701								
<b>6</b>		<b>Black Mamba Racing</b>					Porsche 991 GT3 Cup								
		1. Chris Papageorgiou					GTC								
		2. Andy Demetriou													
1	1	2:38.450	46.671	1:12.149	39.630	229.3	2:38.450								
2	1	2:34.332	42.951	1:11.752	39.629	235.8	5:12.782								
3	1	2:35.600	43.391	1:12.467	39.742	231.3	7:48.382								
4	1	2:35.698	43.662	1:12.092	39.944	237.4	10:24.080								
5	1	2:33.686	43.114	1:11.395	39.177	243.8	12:57.766								
6	1	2:36.528	43.678	1:13.291	39.559	182.4	15:34.294								
7	1	2:35.213	43.478	1:12.207	39.528	241.6	18:09.507								
8	1	2:38.008	43.706	1:13.195	41.107	230.8	20:47.515								
9	1	2:36.186	43.743	1:12.619	39.824	234.3	23:23.701								
10	1	2:35.664	43.731	1:12.190	39.743	238.9	25:59.365								
11	1	2:35.315	43.536	1:12.238	39.541	243.8	28:34.680								
12	1	2:35.918	43.757	1:12.407	39.754	242.2	31:10.598								
13	1	2:35.580	43.686	1:12.440	39.454	244.3	33:46.178								
14	1	2:44.196 B	43.560	1:13.444	47.192	242.2	36:30.374								
15	1	4:52.847	2:49.601	1:18.214	45.032	223.6	41:23.221								
16	1	2:45.257	46.230	1:16.211	42.816	225.0	44:08.478								
17	1	2:48.923	46.279	1:19.310	43.334	205.7	46:57.401								
18	1	2:44.944	46.063	1:16.657	42.224	222.7	49:42.345								
19	1	2:45.751	47.680	1:16.237	41.834	200.4	52:28.096								
<b>7</b>		<b>National Motorsport Academy</b>					Lotus Evora GTE								
		1. Gareth Downing					GTO								
1	1	2:46.428	53.962	1:13.222	39.244	242.7	2:46.428								
2	1	2:33.058	43.866	1:10.491	38.701	244.9	5:19.486								
3	1	2:33.327	43.921	1:10.191	39.215	245.5	7:52.813								
4	1	2:33.480	43.009	1:10.812	39.659	244.9	10:26.293								
5	1	2:31.898	43.245	1:10.184	38.469	239.5	12:58.191								
6	1	2:31.756	43.126	1:09.793	38.837	236.8	15:29.947								
7	1	2:30.528	43.076	1:08.923	38.529	244.9	18:00.475								
8	1	2:32.915	43.776	1:09.877	39.262	242.2	20:33.390								
9	1	2:32.540	43.761	1:09.957	38.822	241.1	23:05.930								
10	1	2:32.240	43.552	1:09.799	38.889	241.6	25:38.170								
11	1	2:32.721	43.606	1:10.134	38.981	241.6	28:10.891								
12	1	2:32.773	43.702	1:10.023	39.048	242.7	30:43.664								
13	1	2:32.692	43.584	1:10.108	39.000	238.9	33:16.356								
14	1	2:32.670	43.419	1:10.578	38.673	244.3	35:49.026								
15	1	2:40.330 B	43.819	1:10.490	46.021	242.2	38:29.356								
16	1	4:00.035	2:09.947	1:10.633	39.455	244.3	42:29.391								
17	1	2:33.507	43.643	1:10.935	38.929	245.5	45:02.898								
18	1	2:32.747	43.302	1:10.272	39.173	245.5	47:35.645								
19	1	2:33.852	43.317	1:11.011	39.524	243.2	50:09.497								
20	1	2:35.480	43.813	1:11.654	40.013	229.8	52:44.977								
21	1	2:34.241	43.856	1:10.282	40.103	245.5	55:19.218								
22	1	2:36.414	44.431	1:11.782	40.201	225.9	57:55.632								
23	1	2:36.189	44.397	1:12.032	39.760	235.3	1:00:31.821								
24	1	2:38.179	44.929	1:12.435	40.815	234.8	1:03:10.000								
<b>8</b>		<b>Spy Motorsport</b>					Ginetta G55 GT4								
		1. Dominic Paul					GTA								
1	1	2:41.000	49.366	1:11.652	39.982	216.4	2:41.000								
2	1	2:37.889	46.764	1:11.147	39.978	221.8	5:18.889								
3	1	2:36.364	45.692	1:10.763	39.909	224.5	7:55.253								
4	1	2:35.419	44.854	1:10.737	39.828	221.8	10:30.672								
5	1	2:35.922	45.231	1:10.568	40.123	225.9	13:06.594								
6	1	2:35.825	45.296	1:10.623	39.906	225.0	15:42.419								
7	1	2:35.444	44.749	1:10.718	39.977	225.9	18:17.863								
8	1	2:36.967	45.027	1:11.646	40.294	224.5	20:54.830								
9	1	2:38.116	44.861	1:10.864	42.391	226.4	23:32.946								
10	1	2:44.419 B	44.504	1:11.718	48.197	226.4	26:17.365								
11	1	4:36.584	2:44.962	1:11.719	39.903	221.3	30:53.949								
12	1	2:36.750	45.166	1:11.057	40.527	224.5	33:30.699								
13	1	2:35.779	44.777	1:11.066	39.936	225.9	36:06.478								
14	1	2:36.556	44.674	1:11.433	40.449	225.5	38:43.034								
15	1	2:39.036	44.751	1:11.809	42.476	226.9	41:22.070								
16	1	2:35.768	44.858	1:11.051	39.859	224.1	43:57.838								
17	1	2:36.563	44.841	1:11.268	40.454	226.4	46								




# GT CUP / LMP3 SPA EURO RACE RACE 2

## Sector Analysis

Personal Best Session Best B Crossing the finish line in pit lane

Lap	D	Time	Sector 1	Sector 2	Sector 3	T. Spd	Elapsed	Lap	D	Time	Sector 1	Sector 2	Sector 3	T. Spd	Elapsed
<b>9</b>		<b>22 GT Racing</b>					Aston Martin GT4								
		1. Dean Gibbs					GTA								
1	1	2:52.076	54.465	1:15.041	42.570	213.0	2:52.076	9	1	2:41.359	44.636	1:14.686	42.037	241.6	23:29.887
2	1	2:43.340	45.687	1:15.069	42.584	233.8	5:35.416	10	1	2:45.913 B	45.034	1:13.701	47.178	240.5	26:15.800
3	1	3:08.719 B	45.570	1:22.067	1:01.082	208.5	8:44.135	11	1	4:07.462	2:16.860	1:10.672	39.930	240.5	30:23.262
<b>10</b>		<b>Amigo Motorsport</b>					Ginetta G55 GT4								
		1. Mick Mercer					GTA								
		2. Gary Smith													
1	1	2:53.222	54.350	1:15.773	43.099	208.5	2:53.222	12	1	2:32.098	43.203	1:09.896	38.999	241.1	32:55.360
2	1	2:43.458	46.707	1:13.684	43.067	213.4	5:36.680	13	1	2:32.208	43.082	1:09.929	39.197	243.2	35:27.568
3	1	2:48.925	52.876	1:13.845	42.204	216.9	8:25.605	14	1	2:39.975 B	43.530	1:11.017	45.428	242.7	38:07.543
<b>44</b>		<b>Top Cats Racing</b>					Lamborghini Gallardo Super								
		1. Neil Huggins					GTB								
1	1	2:41.860	49.787	1:12.108	39.965	220.0	2:41.860	15	1	2:44.383	54.905	1:10.038	39.440	240.0	40:51.926
2	1	2:35.001	44.265	1:10.972	39.764	251.2	5:16.861	16	1	2:33.757	43.555	1:11.058	39.144	241.6	43:25.683
3	1	2:35.587	43.533	1:11.879	40.175	238.4	7:52.448	17	1	2:34.625	43.431	1:10.524	40.670	243.2	46:00.308
<b>12</b>		<b>JMH Automotive</b>					Aston Martin GT3								
		1. Nigel Hudson					GTO								
		2. Adam Wilcox													
1	1	2:32.488	43.895	1:10.545	38.048	253.5	2:32.488	18	1	2:34.060	43.309	1:10.950	39.801	235.3	48:34.368
2	1	2:29.857	41.719	1:10.240	37.898	259.6	5:02.345	19	1	2:34.504	43.723	1:11.212	39.569	242.7	51:08.872
3	1	2:40.530	42.261	1:09.776	48.493	250.6	7:42.875	20	1	2:33.107	43.225	1:10.626	39.256	244.9	53:41.979
<b>47</b>		<b>Jet Stream Racing</b>					McLaren MP4/12 GT3								
		1. Graham Davidson					GTO								
1	1	2:33.167					2:33.167	11	1	2:35.905	44.151	1:12.095	39.659	244.9	56:17.884
2	1	2:30.102					5:03.269	12	1	2:33.235	43.294	1:10.483	39.458	244.3	58:51.119
3	1	2:29.454					7:32.723	13	1	2:33.944	43.594	1:10.914	39.436	244.3	1:01:25.063
<b>14</b>		<b>FF Corse</b>					Ferrari 458 GTC								
		1. Graham Lucking					GTC								
		2. Leyton Clarke													
1	1	2:36.215	46.308	1:11.013	38.894	244.3	2:36.215	14	1	2:39.975 B	43.530	1:11.017	45.428	242.7	38:07.543
2	1	2:38.674	45.543	1:12.496	40.635	233.8	5:14.889	15	1	2:44.383	54.905	1:10.038	39.440	240.0	40:51.926
3	1	2:35.395	44.571	1:11.460	39.364	242.2	7:50.284	16	1	2:33.757	43.555	1:11.058	39.144	241.6	43:25.683




# GT CUP / LMP3 SPA EURO RACE RACE 2

## Sector Analysis

■ Personal Best   
 ■ Session Best   
 ■ Crossing the finish line in pit lane

Lap	D	Time	Sector 1	Sector 2	Sector 3	T. Spd	Elapsed	Lap	D	Time	Sector 1	Sector 2	Sector 3	T. Spd	Elapsed
<b>50 Amigo Motorsport</b> <span style="float: right;">Ginetta G55 GT4</span>															
1. Darren Standing <span style="float: right;">GTA</span>															
2. Ian Goodchild															
1	1	2:54.890	56.893	1:15.263	42.734	213.9	2:54.890	1	1	2:52.415	51.598	1:17.026	43.791	216.4	2:52.415
2	1	2:43.006	47.249	1:14.016	41.741	219.1	5:37.896	2	1	2:43.548	45.809	1:15.041	42.698	223.6	5:35.963
3	1	2:42.518	47.113	1:14.060	41.345	221.3	8:20.414	3	1	2:41.417	45.503	1:13.936	41.978	220.9	8:17.380
4	1	2:49.043	46.822	1:12.528	49.693	221.8	11:09.457	4	1	2:43.181	46.979	1:13.839	42.363	220.9	11:00.561
5	1	2:42.327	47.148	1:13.317	41.862	220.0	13:51.784	5	1	2:37.694	45.761	1:11.598	40.335	224.5	13:38.255
6	1	2:41.506	46.586	1:13.276	41.644	220.4	16:33.290	6	1	2:37.709	45.012	1:11.984	40.713	225.5	16:15.964
7	1	2:43.995	46.500	1:14.916	42.579	220.4	19:17.285	7	1	2:37.562	45.446	1:11.703	40.413	224.1	18:53.526
8	1	2:43.208	46.645	1:14.507	42.056	220.9	22:00.493	8	1	2:36.960	45.323	1:11.205	40.432	225.0	21:30.486
9	1	2:41.717	46.596	1:13.483	41.638	220.0	24:42.210	9	1	2:39.049	46.062	1:12.004	40.983	225.5	24:09.535
10	1	2:49.686	46.595	1:13.689	49.402	218.2	27:31.896	10	1	2:38.946	45.371	1:12.951	40.624	223.6	26:48.481
11	1	4:06.804	2:08.636	1:16.631	41.537	208.1	31:38.700	11	1	2:46.216	45.429	1:11.773	49.014	224.1	29:34.697
12	1	2:47.077	47.628	1:15.032	44.417	216.0	34:25.777	12	1	4:24.182	2:30.382	1:12.714	41.086	219.1	33:58.879
13	1	2:42.771	47.236	1:13.561	41.974	216.4	37:08.548	13	1	2:37.729	45.187	1:12.129	40.413	225.9	36:36.608
14	1	2:43.829	47.519	1:13.838	42.472	216.9	39:52.377	14	1	2:37.093	45.063	1:11.400	40.630	225.0	39:13.701
15	1	2:41.407	47.087	1:13.160	41.160	219.5	42:33.784	15	1	2:37.011	45.137	1:11.509	40.365	225.9	41:50.712
16	1	2:40.971	46.246	1:13.423	41.302	218.2	45:14.755	16	1	2:38.607	45.202	1:12.957	40.448	225.9	44:29.319
17	1	2:42.059	47.330	1:13.477	41.252	214.7	47:56.814	17	1	2:38.050	45.212	1:12.275	40.563	226.4	47:07.369
18	1	2:39.764	46.287	1:12.409	41.068	220.9	50:36.578	18	1	2:36.868	44.906	1:11.708	40.254	227.4	49:44.237
19	1	2:41.062	46.697	1:13.308	41.057	220.0	53:17.640	19	1	2:38.538	45.288	1:12.329	40.921	227.4	52:22.775
20	1	2:41.513	46.612	1:13.528	41.373	220.9	55:59.153	20	1	2:39.073	45.085	1:12.439	41.549	225.0	55:01.848
21	1	2:41.401	46.519	1:13.774	41.108	220.0	58:40.554	21	1	2:38.426	45.113	1:12.662	40.651	225.9	57:40.274
22	1	2:40.250	46.825	1:12.493	40.932	220.0	1:01:20.804	22	1	2:43.917	45.354	1:15.360	43.203	225.5	1:00:24.191
23	1	2:41.475	46.673	1:13.414	41.388	224.1	1:03:05.666	23	1	2:41.475	46.673	1:13.414	41.388	224.1	1:03:05.666
<b>54 Spy Motorsport</b> <span style="float: right;">Ginetta G55 GT4</span>															
1. Brent Millage <span style="float: right;">GTA</span>															
1	1	2:52.415	51.598	1:17.026	43.791	216.4	2:52.415	1	1	2:52.415	51.598	1:17.026	43.791	216.4	2:52.415
2	1	2:43.548	45.809	1:15.041	42.698	223.6	5:35.963	2	1	2:43.548	45.809	1:15.041	42.698	223.6	5:35.963
3	1	2:41.417	45.503	1:13.936	41.978	220.9	8:17.380	3	1	2:41.417	45.503	1:13.936	41.978	220.9	8:17.380
4	1	2:43.181	46.979	1:13.839	42.363	220.9	11:00.561	4	1	2:43.181	46.979	1:13.839	42.363	220.9	11:00.561
5	1	2:37.694	45.761	1:11.598	40.335	224.5	13:38.255	5	1	2:37.694	45.761	1:11.598	40.335	224.5	13:38.255
6	1	2:37.709	45.012	1:11.984	40.713	225.5	16:15.964	6	1	2:37.709	45.012	1:11.984	40.713	225.5	16:15.964
7	1	2:37.562	45.446	1:11.703	40.413	224.1	18:53.526	7	1	2:37.562	45.446	1:11.703	40.413	224.1	18:53.526
8	1	2:36.960	45.323	1:11.205	40.432	225.0	21:30.486	8	1	2:36.960	45.323	1:11.205	40.432	225.0	21:30.486
9	1	2:39.049	46.062	1:12.004	40.983	225.5	24:09.535	9	1	2:39.049	46.062	1:12.004	40.983	225.5	24:09.535
10	1	2:38.946	45.371	1:12.951	40.624	223.6	26:48.481	10	1	2:38.946	45.371	1:12.951	40.624	223.6	26:48.481
11	1	2:46.216	45.429	1:11.773	49.014	224.1	29:34.697	11	1	2:46.216	45.429	1:11.773	49.014	224.1	29:34.697
12	1	4:24.182	2:30.382	1:12.714	41.086	219.1	33:58.879	12	1	4:24.182	2:30.382	1:12.714	41.086	219.1	33:58.879
13	1	2:37.729	45.187	1:12.129	40.413	225.9	36:36.608	13	1	2:37.729	45.187	1:12.129	40.413	225.9	36:36.608
14	1	2:37.093	45.063	1:11.400	40.630	225.0	39:13.701	14	1	2:37.093	45.063	1:11.400	40.630	225.0	39:13.701
15	1	2:37.011	45.137	1:11.509	40.365	225.9	41:50.712	15	1	2:37.011	45.137	1:11.509	40.365	225.9	41:50.712
16	1	2:38.607	45.202	1:12.957	40.448	225.9	44:29.319	16	1	2:38.607	45.202	1:12.957	40.448	225.9	44:29.319
17	1	2:38.050	45.212	1:12.275	40.563	226.4	47:07.369	17	1	2:38.050	45.212	1:12.275	40.563	226.4	47:07.369
18	1	2:36.868	44.906	1:11.708	40.254	227.4	49:44.237	18	1	2:36.868	44.906	1:11.708	40.254	227.4	49:44.237
19	1	2:38.538	45.288	1:12.329	40.921	227.4	52:22.775	19	1	2:38.538	45.288	1:12.329	40.921	227.4	52:22.775
20	1	2:39.073	45.085	1:12.439	41.549	225.0	55:01.848	20	1	2:39.073	45.085	1:12.439	41.549	225.0	55:01.848
21	1	2:38.426	45.113	1:12.662	40.651	225.9	57:40.274	21	1	2:38.426	45.113	1:12.662	40.651	225.9	57:40.274
22	1	2:43.917	45.354	1:15.360	43.203	225.5	1:00:24.191	22	1	2:43.917	45.354	1:15.360	43.203	225.5	1:00:24.191
23	1	2:41.475	46.673	1:13.414	41.388	224.1	1:03:05.666	23	1	2:41.475	46.673	1:13.414	41.388	224.1	1:03:05.666
<b>55 Gemini Cars/</b> <span style="float: right;">BMW M3 E46</span>															
1. Andy Robey <span style="float: right;">GTA</span>															
1	1	2:56.006	57.259	1:15.865	42.882	215.6	2:56.006	1	1	2:56.006	57.259	1:15.865	42.882	215.6	2:56.006
2	1	2:45.214	47.355	1:15.294	42.565	209.7	5:41.220	2	1	2:45.214	47.355	1:15.294	42.565	209.7	5:41.220
3	1	2:47.712	48.792	1:15.763	43.157	207.3	8:28.932	3	1	2:47.712	48.792	1:15.763	43.157	207.3	8:28.932
4	1	2:45.479	46.962	1:15.883	42.634	222.2	11:14.411	4	1	2:45.479	46.962	1:15.883	42.634	222.2	11:14.411
5	1	2:44.042	47.109	1:14.800	42.133	219.5	13:58.453	5	1	2:44.042	47.109	1:14.800	42.133	219.5	13:58.453
6	1	2:44.529	47.313	1:15.045	42.171	219.5	16:42.982	6	1	2:44.529	47.313	1:15.045	42.171	219.5	16:42.982
7	1	2:45.576	47.093	1:16.447	42.036	219.1	19:28.558	7	1	2:45.576	47.093	1:16.447	42.036	219.1	19:28.558
8	1	2:43.345	47.080	1:14.550	41.715	219.5	22:11.903	8	1	2:43.345	47.080	1:14.550	41.715	219.5	22:11.903
9	1	2:44.667	47.338	1:14.897	42.432	220.4	24:56.570	9	1	2:44.667	47.338	1:14.897	42.432	220.4	24:56.570
10	1	2:43.615	46.984	1:14.501	42.130	220.0	27:40.185	10	1	2:43.615	46.984	1:14.501	42.130	220.0	27:40.185
11	1	2:44.664	47.019	1:15.178	42.467	220.4	30:24.849	11	1	2:44.664	47.019	1:15.178	42.467	220.4	30:24.849
12	1	2:44.033	46.549	1:15.886	41.598	221.8	33:08.882	12	1	2:44.033	46.549	1:15.886	41.598	221.8	33:08.882
13	1	2:49.984	46.707	1:16.012	47.265	219.5	35:58.866	13	1	2:49.984	46.707	1:16.012	47.265	219.5	35:58.866
14	1	4:02.677	2:06.278	1:14.933	41.466	218.6	40:01.543	14	1	4:02.677	2:06.278	1:14.933	41.466	218.6	40:01.543
15	1	2:43.217	46.890	1:15.021	41.306	220.9	42:44.760	15	1	2:43.217	46.890	1:15.021	41.306	220.9	42:44.760
16	1	2:42.875	46.108	1:15.057	41.710	222.2	45:27.635	16	1	2:42.875	46.108	1:15.057	41.710	222.2	45:27.635
17	1	2:42.740	46.639	1:14.464	41.637	221.3	48:10.375	17	1	2:42.740	46.639	1:14.464	41.637	221.3	48:10.375
18	1	2:43.467	47.730	1:13.545	42.192	223.6	50:53.842	18	1	2:43.467	47.730	1:13.545	42.192	223.6	50:53.842
19	1	2:42.656	46.459	1:13.919	42.278	223.1	53:36.498	19	1	2:42.656	46.459	1:13.919	42.278	223.1	53:36.498
20	1	2:44.379	46.855	1:15.280	42.244	220.9	56:20.877	20	1	2:44.379	46.855	1:15.280	42.244	220.9	56:20.877
21	1	2:43.484	46.585	1:15.189	41.710	222.2	59:04.361	21	1	2:43.484	46.585	1:15.189	41		




# GT CUP / LMP3 SPA EURO RACE RACE 2

## Sector Analysis

■ Personal Best ■ Session Best B Crossing the finish line in pit lane

Lap	D	Time	Sector 1	Sector 2	Sector 3	T. Spd	Elapsed	Lap	D	Time	Sector 1	Sector 2	Sector 3	T. Spd	Elapsed
<b>58</b>	<b>Garage 59</b> 1.Andy Brakewell 2.Steve Gray							McLaren GT 650S Sprint GTC							
1	1	2:56.505					2:56.505								
2	1	2:42.755					5:39.260								
3	1	2:42.439					8:21.699								
4	1	2:42.263					11:03.962								
5	1	<b>2:38.782</b>					13:42.744								
6	1	2:40.330					16:23.074								
7	1	2:39.999					19:03.073								
8	1	2:42.998					21:46.071								
9	1	2:40.787					24:26.858								
10	1	2:39.685					27:06.543								
11	1	2:52.706 <b>B</b>					29:59.249								
12	1	4:08.653					34:07.902								
13	1	2:56.776					37:04.678								
14	1	2:42.892					39:47.570								
15	1	2:40.435					42:28.005								
16	1	2:40.250					45:08.255								
17	1	2:39.526					47:47.781								
18	1	2:39.267					50:27.048								
19	1	2:39.969					53:07.017								
20	1	2:41.447					55:48.464								
21	1	2:39.880					58:28.344								
22	1	2:40.689					1:01:09.033								
<b>59</b>	<b>Garage 59</b> 1.Stewart Proctor 2.Lewis Proctor							McLaren GT 570S GT4 GTA							
1	1	2:51.442	52.541	1:15.989	42.912	241.1	2:51.442								
2	1	2:44.207	45.206	1:15.823	43.178	223.1	5:35.649								
3	1	2:40.547	45.092	1:14.506	40.949	240.5	8:16.196								
4	1	2:41.313	45.796	<b>1:13.807</b>	41.710	242.2	10:57.509								
5	1	<b>2:39.838</b>	45.298	1:13.985	<b>40.555</b>	242.2	13:37.347								
6	1	2:41.492	45.454	1:15.369	40.669	237.9	16:18.839								
7	1	2:41.312	45.709	1:14.833	40.770	240.5	19:00.151								
8	1	2:43.483	46.186	1:15.992	41.305	236.8	21:43.634								
9	1	2:50.416 <b>B</b>	45.305	1:15.378	49.733	242.2	24:34.050								
10	1	4:15.519	2:17.309	1:16.775	41.435	240.0	28:49.569								
11	1	2:53.220	48.478	1:22.513	42.229	200.7	31:42.789								
12	1	2:41.837	45.544	1:15.280	41.013	218.6	34:24.626								
13	1	2:49.733 <b>B</b>	45.622	1:14.267	49.844	242.2	37:14.359								
14	1	2:55.388	58.490	1:15.275	41.623	240.5	40:09.747								
15	1	2:40.404	45.555	1:14.114	40.735	241.6	42:50.151								
16	1	2:40.654	45.253	1:14.123	41.278	240.0	45:30.805								
17	1	2:40.115	<b>45.047</b>	1:14.379	40.689	243.8	48:10.920								
18	1	2:40.829	45.711	1:13.839	41.279	244.9	50:51.749								
19	1	2:40.328	45.240	1:14.496	40.592	244.3	53:32.077								
20	1	2:41.266	45.331	1:15.026	40.909	244.3	56:13.343								
21	1	2:41.949	45.308	1:14.538	42.103	244.3	58:55.292								
22	1	2:41.978	45.100	1:15.597	41.281	245.5	1:01:37.270								
<b>102</b>	<b>United Autosports</b> 1.CJ Wilson 2.Andrew Evans							Ligier JS P3 LMP3							
1	1	2:32.687	45.007	1:10.522	37.158	242.7	2:32.687								
2	1	2:30.075	42.459	1:09.461	38.155	242.2	5:02.762								
3	1	2:30.392	42.650	1:09.636	38.106	243.8	7:33.154								
4	1	2:29.570	41.441	1:09.408	38.721	248.3	10:02.724								
5	1	2:30.500	42.294	1:09.475	38.731	245.5	12:33.224								
6	1	2:27.595	41.687	1:08.497	37.411	248.3	15:00.819								
7	1	2:26.713	<b>41.111</b>	1:08.383	37.219	248.8	17:27.532								
8	1	2:31.805	45.302	1:08.889	37.614	236.3	19:59.337								
9	1	2:33.436 <b>B</b>	41.467	1:07.782	44.187	253.5	22:32.773								
10	1	2:36.511	52.980	1:05.877	37.654	246.0	25:09.284								
11	1	2:26.776	43.313	1:06.520	36.943	243.2	27:36.060								
12	1	2:25.313	41.749	1:05.967	37.597	243.2	30:01.373								
13	1	2:25.483	41.310	1:06.668	37.505	247.1	32:26.856								
14	1	<b>2:24.138</b>	41.368	<b>1:05.849</b>	36.921	244.9	34:50.994								
15	1	3:36.720 <b>B</b>	41.379	2:03.030	52.311	245.5	38:27.714								
16	1	3:56.200	2:08.928	1:09.887	37.385	242.2	42:23.914								
17	1	2:28.210	42.186	1:06.738	39.286	246.6	44:52.124								
18	1	2:28.079	42.156	1:08.877	37.046	244.9	47:20.203								
19	1	2:25.125	42.357	1:05.986	<b>36.782</b>	244.3	49:45.328								
20	1	2:26.805	43.316	1:06.188	37.301	241.1	52:12.133								
21	1	2:26.110	42.150	1:06.908	37.052	243.8	54:38.243								
22	1	2:25.739	42.056	1:06.321	37.362	244.9	57:03.982								
23	1	2:27.687	42.256	1:07.683	37.748	246.0	59:31.669								
24	1	2:28.315	41.972	1:07.382	38.961	244.3	1:01:59.984								
<b>72</b>	<b>Whitebridge Motorsport</b> 1.Chris Murphy							Aston Martin GT4 GTA							
1	1	2:59.215	59.823	1:16.485	42.907	213.9	2:59.215								
2	1	<b>2:44.181</b>	<b>46.339</b>	<b>1:15.423</b>	<b>42.419</b>	222.2	5:43.396								
3	1	3:34.363	47.084	1:54.859	52.420	193.2	9:17.759								
4	1	3:13.908 <b>B</b>	49.726	1:25.496	58.686	213.9	12:31.667								
<b>103</b>	<b>United Autosports</b> 1.Tony Wells 2.Matt Bell							Ligier JS P3 LMP3							
1	1	2:22.479	40.659	1:05.108	36.712	244.3	2:22.479								



# GT CUP / LMP3 SPA EURO RACE RACE 2

## Sector Analysis

■ Personal Best   
 ■ Session Best   
 ■ Crossing the finish line in pit lane


Lap	D	Time	Sector 1	Sector 2	Sector 3	T. Spd	Elapsed	Lap	D	Time	Sector 1	Sector 2	Sector 3	T. Spd	Elapsed
2	1	2:23.116	41.585	1:04.827	36.704	245.5	4:45.595	3	1	2:28.521	41.967	1:07.782	38.772	248.8	7:34.452
3	1	2:22.576	41.401	1:04.811	36.364	247.1	7:08.171	4	1	2:28.946	42.209	1:07.683	39.054	248.8	10:03.398
4	1	2:24.281	41.270	1:05.312	37.699	247.1	9:32.452	5	1	2:30.077	42.571	1:08.890	38.616	240.0	12:33.475
5	1	2:23.202	41.248	1:05.209	36.745	250.6	11:55.654	6	1	2:28.622	42.999	1:08.022	37.601	242.2	15:02.097
6	1	2:23.027	41.110	1:05.377	36.540	249.4	14:18.681	7	1	2:28.278	42.193	1:08.294	37.791	247.7	17:40.375
7	1	2:22.941	40.999	1:04.947	36.995	250.0	16:41.622	8	1	2:28.596	42.437	1:08.426	37.733	246.0	19:58.971
8	1	2:24.906	40.974	1:06.222	37.710	252.3	19:06.528	9	1	2:28.232	41.703	1:08.578	37.951	251.2	22:27.203
9	1	2:25.564	41.141	1:07.801	36.622	247.7	21:32.092	10	1	2:44.295	42.286	1:07.777	54.232	247.7	25:11.498
10	1	2:23.288	41.384	1:05.296	36.608	249.4	23:55.380	11	1	2:29.194	42.809	1:08.196	38.189	248.8	27:40.692
11	1	2:23.116	40.729	1:05.548	36.839	250.0	26:18.496	12	1	2:36.708B	42.236	1:09.560	44.912	246.0	30:17.400
12	1	2:32.675B	41.562	1:07.308	43.805	252.9	28:51.171	13	1	3:49.622	2:07.469	1:05.675	36.478	244.9	34:07.022
13	1	3:49.016	2:08.162	1:04.675	36.179	249.4	32:40.187	14	1	2:23.357	40.998	1:06.298	36.061	253.5	36:30.379
14	1	2:20.556	40.495	1:04.098	35.963	252.3	35:00.743	15	1	2:21.733	41.737	1:03.920	36.076	248.3	38:52.112
15	1	2:20.197	40.489	1:03.814	35.894	252.3	37:20.940	16	1	2:25.301	41.018	1:05.780	38.503	252.3	41:17.413
16	1	2:22.521	41.557	1:05.055	35.909	248.8	39:43.461	17	1	2:23.243	42.424	1:04.477	36.342	250.0	43:40.656
17	1	2:20.257	40.205	1:04.233	35.819	254.7	42:03.718	18	1	2:21.571	41.264	1:04.159	36.148	252.3	46:02.227
18	1	2:20.057	40.206	1:03.858	35.993	254.7	44:23.775	19	1	2:21.802	41.084	1:04.404	36.314	252.3	48:24.029
19	1	2:21.862	40.247	1:04.532	37.083	254.7	46:45.637	20	1	2:24.223	41.123	1:06.178	36.922	253.5	50:48.252
20	1	2:20.608	40.341	1:04.058	36.209	255.9	49:06.245	21	1	2:23.466	40.816	1:05.612	37.038	254.1	53:11.718
21	1	2:20.309	40.414	1:03.493	36.402	254.1	51:26.554	22	1	2:23.413	41.063	1:05.690	36.660	245.5	55:35.131
22	1	2:20.487	40.414	1:03.844	36.229	254.1	53:47.041	23	1	2:24.621	41.036	1:07.064	36.521	254.1	57:59.752
23	1	2:21.761	40.286	1:04.975	36.500	256.5	56:08.802	24	1	2:23.080	41.152	1:05.337	36.591	252.3	1:00:22.832
24	1	2:20.385	40.184	1:04.295	35.906	255.9	58:29.187	25	1	2:22.174	41.185	1:04.381	36.608	251.7	1:02:45.006
25	1	2:20.303	40.441	1:03.878	35.984	254.1	1:00:49.490								

126 Tockwith Motorsport		Ligier JS P3	
1. Richard Dean		LMP3	
2. Sarah Moore			
1	1	2:24.382	41.191 1:06.088 37.103 251.2 2:24.382
2	1	2:24.708	41.593 1:06.640 36.475 253.5 4:49.090
3	1	2:25.272	41.619 1:06.851 36.802 235.3 7:14.362
4	1	2:26.915	41.220 1:06.790 38.905 253.5 9:41.277
5	1	2:26.802	41.933 1:07.553 37.316 254.1 12:08.079
6	1	2:25.774	41.831 1:06.983 36.960 251.7 14:33.853
7	1	2:25.463	41.935 1:06.694 36.834 252.3 16:59.316
8	1	2:25.120	41.170 1:06.584 37.366 254.7 19:24.436
9	1	2:25.342	40.864 1:07.297 37.181 258.4 21:49.778
10	1	2:26.030	41.267 1:08.029 36.734 257.1 24:15.808
11	1	2:24.678	41.118 1:06.987 36.573 255.9 26:40.486
12	1	2:23.910	41.034 1:06.372 36.504 255.3 29:04.396
13	1	2:35.858B	42.499 1:08.340 45.019 246.0 31:40.254
14	1	4:37.977	2:53.990 1:06.996 36.991 248.3 36:18.231
15	1	2:25.057	41.669 1:05.767 37.621 252.9 38:43.288
16	1	2:26.508	41.203 1:08.269 37.036 255.9 41:09.796
17	1	2:25.693	41.565 1:06.861 37.267 251.7 43:35.489
18	1	2:23.794	41.325 1:05.377 37.092 254.1 45:59.283
19	1	2:23.968	41.620 1:05.602 36.746 254.1 48:23.251
20	1	2:27.574	41.358 1:07.352 38.864 255.9 50:50.825
21	1	2:24.454	41.241 1:05.943 37.270 255.9 53:15.279
22	1	2:23.521	41.310 1:05.141 37.070 255.3 55:38.800
23	1	2:25.815	41.617 1:05.887 38.311 253.5 58:04.615
24	1	2:28.304	43.208 1:07.905 37.191 225.9 1:00:32.919
25	1	2:25.197	41.692 1:06.268 37.237 254.7 1:02:58.116

128 G-Cat Racing		Ligier JS P3	
1. Paul Bailey		LMP3	
2. Andy Schulz			
1	1	2:33.890	44.361 1:11.492 38.037 209.7 2:33.890
2	1	2:32.041	42.404 1:11.294 38.343 248.3 5:05.931

179 Ecurie Ecosse/Nielsen Racing		Ligier JS P3	
1. Alasdair McCaig		LMP3	
2. Colin Noble			
1	1	2:24.781	41.384 1:06.298 37.099 250.0 2:24.781
2	1	2:24.829	41.330 1:06.958 36.541 252.9 4:49.610
3	1	2:22.446	41.069 1:05.270 36.107 254.1 7:12.056
4	1	2:22.248	40.895 1:04.967 36.386 252.3 9:34.304
5	1	2:22.097	40.815 1:05.219 36.063 254.7 11:56.401
6	1	2:23.586	40.855 1:05.305 37.426 252.9 14:19.987
7	1	2:22.612	40.750 1:04.726 37.136 253.5 16:42.599
8	1	2:24.332	40.811 1:05.957 37.564 255.9 19:06.931
9	1	2:25.599	40.926 1:08.188 36.485 235.8 21:32.530
10	1	2:23.353	41.375 1:05.312 36.666 253.5 23:55.883
11	1	2:22.807	40.847 1:05.386 36.574 254.7 26:18.690
12	1	2:30.670B	40.944 1:05.697 44.029 254.7 28:49.360
13	1	3:45.950	2:05.308 1:04.240 36.402 251.2 32:35.310
14	1	2:20.951	41.496 1:03.533 35.922 250.6 34:56.261
15	1	2:20.214	40.738 1:03.559 35.917 253.5 37:16.475
16	1	2:21.846	40.369 1:04.756 36.721 247.1 39:38.321
17	1	2:21.290	40.876 1:04.505 35.909 254.1 41:59.611
18	1	2:19.428	40.596 1:03.293 35.539 256.5 44:19.039
19	1	2:21.444	40.376 1:05.080 35.988 254.1 46:40.483
20	1	2:20.671	40.362 1:04.490 35.819 257.8 49:01.154
21	1	2:20.818	40.490 1:03.874 36.454 252.9 51:21.972
22	1	2:20.320	40.600 1:03.692 36.028 255.9 53:42.292
23	1	2:20.826	40.504 1:04.337 35.985 255.9 56:03.118
24	1	2:21.534	40.686 1:04.722 36.126 256.5 58:24.652
25	1	2:21.777	40.628 1:03.769 37.380 254.7 1:00:46.429

196 Speedworks Motorsport		Ligier JS P3	
1. Scott Mansell		LMP3	
2. Jack Butel			
1	1	2:25.207	41.808 1:06.208 37.191 247.7 2:25.207
2	1	2:24.955	41.715 1:06.377 36.863 248.8 4:50.162
3	1	2:24.600	41.615 1:05.999 36.986 248.8 7:14.762



**GT CUP / LMP3**  
**SPA EURO RACE**  
**RACE 2**

**Sector Analysis**

Lap	D	Time	Sector 1	Sector 2	Sector 3	T. Spd	Elapsed	Lap	D	Time	Sector 1	Sector 2	Sector 3	T. Spd	Elapsed
4	1	2:25.752	41.658	1:05.975	38.119	250.6	9:40.514								
5	1	2:23.854	41.929	1:04.808	37.117	247.1	12:04.368								
6	1	2:23.244	41.833	1:04.510	36.901	247.7	14:27.612								
7	1	2:23.036	41.592	1:04.564	36.880	248.3	16:50.648								
8	1	2:24.810	41.752	1:05.682	37.376	248.3	19:15.458								
9	1	2:25.650	41.534	1:06.323	37.793	252.3	21:41.108								
10	1	2:25.607	42.386	1:05.313	37.908	246.6	24:06.715								
11	1	2:23.339	41.751	1:04.712	36.876	246.6	26:30.054								
12	1	<b>2:22.742</b>	41.575	<b>1:04.218</b>	36.949	248.8	28:52.796								
13	1	2:32.452 <b>B</b>	42.811	1:05.335	44.306	244.9	31:25.248								
14	1	4:09.603	2:25.154	1:07.194	37.255	242.2	35:34.851								
15	1	2:27.315	42.169	1:06.844	38.302	247.1	38:02.166								
16	1	2:25.591	42.097	1:06.234	37.260	246.0	40:27.757								
17	1	2:25.212	41.980	1:06.205	37.027	247.7	42:52.969								
18	1	2:25.065	41.974	1:06.248	36.843	247.1	45:18.034								
19	1	2:26.657	43.278	1:06.108	37.271	245.5	47:44.691								
20	1	2:24.898	41.758	1:05.679	37.461	248.3	50:09.589								
21	1	2:26.154	41.612	1:07.856	<b>36.686</b>	215.6	52:35.743								
22	1	2:25.044	41.674	1:06.059	37.311	249.4	55:00.787								
23	1	2:23.780	41.616	1:05.311	36.853	247.7	57:24.567								
24	1	2:23.972	41.875	1:05.061	37.036	247.7	59:48.539								
25	1	2:24.569	<b>41.407</b>	1:05.738	37.424	251.2	1:02:13.108								

333		MTECH/Wildwater		Lamborghini Huracan Super			
		1.Jake Rattenbury		GTC			
1	1	2:34.679	45.250	1:11.055	38.374	219.5	2:34.679
2	1	2:32.321	42.142	1:10.905	39.274	251.2	5:07.000
3	1	2:30.459	41.875	1:09.745	38.839	259.0	7:37.459
4	1	2:30.779	42.140	1:09.856	38.783	260.2	10:08.238
5	1	2:30.066	42.191	1:09.358	38.517	260.9	12:38.304
6	1	2:31.086	42.325	1:10.166	38.595	259.6	15:09.390
7	1	2:29.742	42.124	1:09.575	<b>38.043</b>	259.0	17:39.132
8	1	2:29.575	42.161	<b>1:09.207</b>	38.207	259.6	20:08.707
9	1	<b>2:29.559</b>	42.033	1:09.373	38.153	260.2	22:38.266
10	1	2:30.574	<b>41.853</b>	1:09.688	39.033	260.2	25:08.840
11	1	2:41.730 <b>B</b>	44.070	1:11.866	45.794	222.7	27:50.570
12	1	4:57.890	2:43.709	1:13.024	1:01.157	232.8	32:48.460
13	1	2:38.738	46.208	1:11.908	40.622	225.9	35:27.198
14	1	2:43.140 <b>B</b>	45.138	1:11.134	46.868	237.4	38:10.338
15	1	4:44.287 <b>B</b>	2:33.954	1:16.226	54.107	214.7	42:54.625